

# Installation Instructions

Momo Bellevue Solid Brass Entrance Pull Handle - Back to Back Install



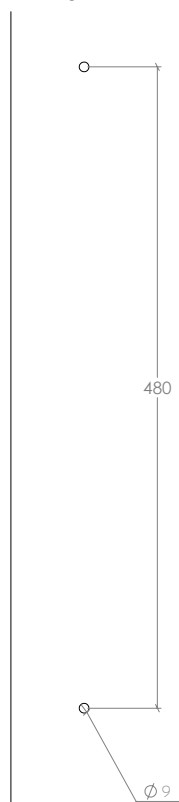
## 1. Components



- M6x30 Screw X2
- M5x32 Sleeve X2
- M5x55 Sleeve X2
- M5x20 Screw X4
- M5x30 Screw X4
- Entry Pull X1


\*note for back to back installation, two pulls will be needed

## 2. Drilling Dimensions

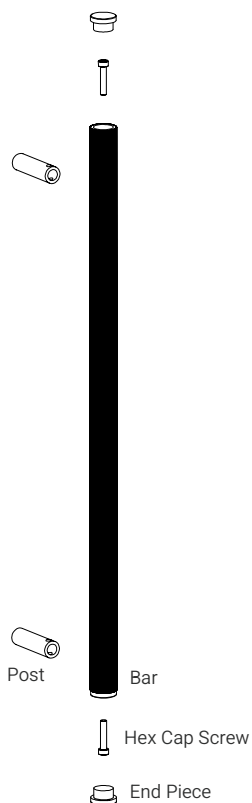


The handles distance from edge of door is to be determined by installer

Pre-Drill a 3mm pilot hole 5-8mm into the door before drilling the 9mm hole



## 3



### Door Thickness Specifications:

Door Thickness Min (mm): 35mm

Door Thickness Max (mm): 80mm

Hardware is provided in the boxes for either door thickness application

# Installation Instructions

Momo Bellevue Solid Brass Entrance Pull Handle - Back to Back Install





4.

Place M5x20 screw into the entry pull post and secure with the M5 sleeve

Repeat and secure the other side so they are now fixed to the door

Ensure the holes on top of the post are inline vertically



Carefully install the Entry Pull bar over the posts



5.

Secure the bar to the posts with the M6x30 Hex Cap screw

Once secured, install bar end pieces and tighten by hand

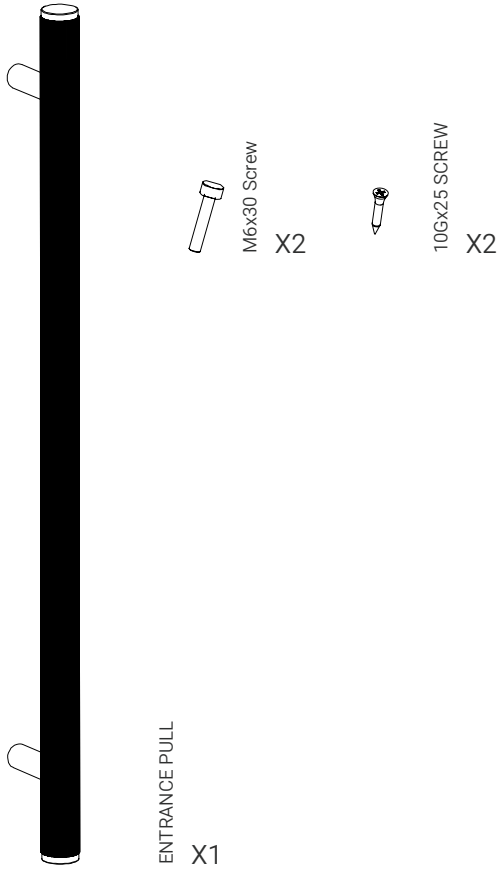


# Installation Instructions

Momo Bellevue Entrance Pull Handle, Single Sided Installation



## 1. Components




## 2. Drilling Dimensions

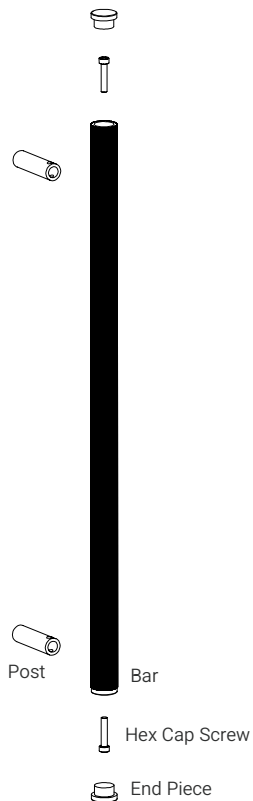


The handles distance from edge of door is to be determined by installer

Pre-Drill a 3mm pilot hole 5-8mm into the door before installing 10G Screw



3



# Installation Instructions

Momo Bellevue Entrance Pull Handle, Single Sided Installation

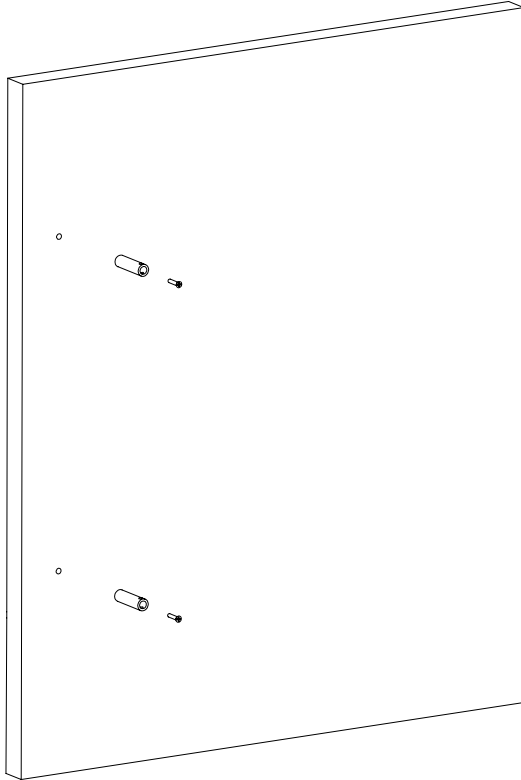


4.

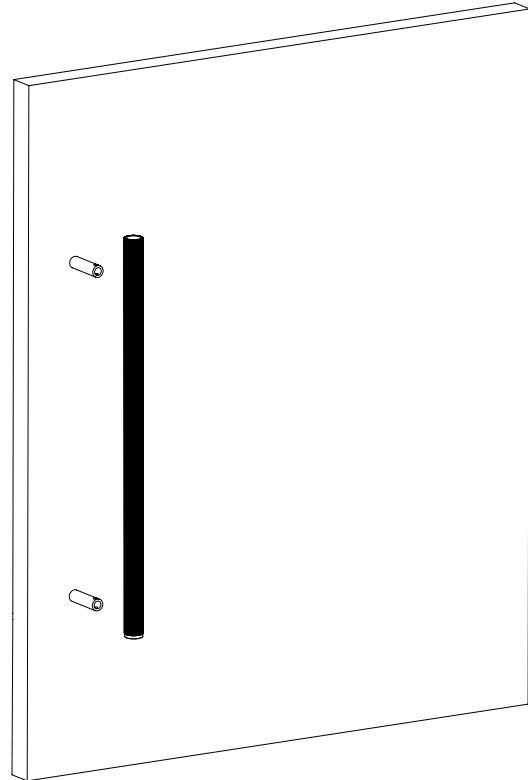
Place 10Gx25 screw into the entry pull post and screw into the pre-drilled hole

Repeat and secure the other side so they are now fixed to the door

Ensure the holes on top of the post are inline vertically



Carefully install the Entry Pull bar over the posts



5.

Secure the bar to the posts with the M6x30 Allen Head screw

